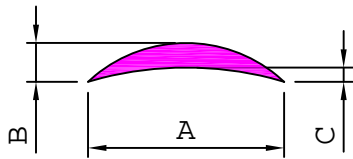


MOULDING & TRANSPORT

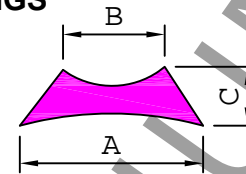
HALF ROUNDS, BELT MOUDINGS & WATER CHANNELS

HALF ROUNDS - RADIUSED



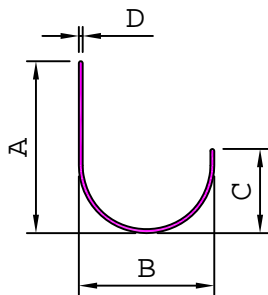
SL. No.	Section No.	A	B	C	Weight kg/m
1	23009	17.65	3.15	1.65	0.058
2	23005	19.00	4.80	0.90	0.152
3	23001	19.05	3.18	0.90	0.091
4	23002	24.00	3.18	1.16	0.099
5	23006	24.70	4.78	0.78	0.193
6	23010	25.00	4.80	0.90	0.194
7	23008	25.00	5.20	2.85	0.127
8	23007	25.15	4.60	1.70	0.150
9	23003	25.40	3.80	1.55	0.121

BELT MOUDINGS



SL. No.	Section No.	A	B	C	Weight kg/m
1	23104	22.00	15.56	3.00	0.088
2	23106	22.50	13.00	2.70	0.055
3	23105	24.20	14.00	3.00	0.079
4	23101	25.15	12.70	3.80	0.114

WATER CHANNELS

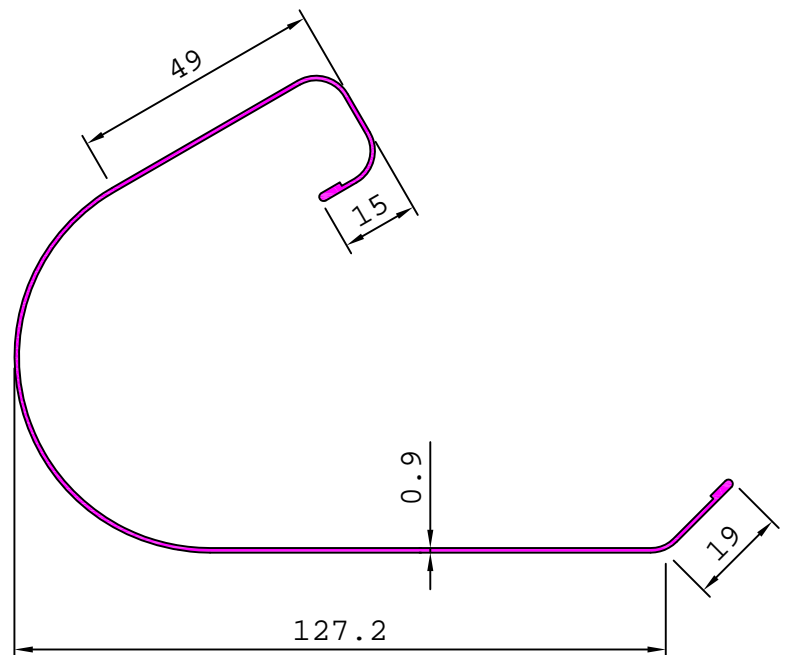
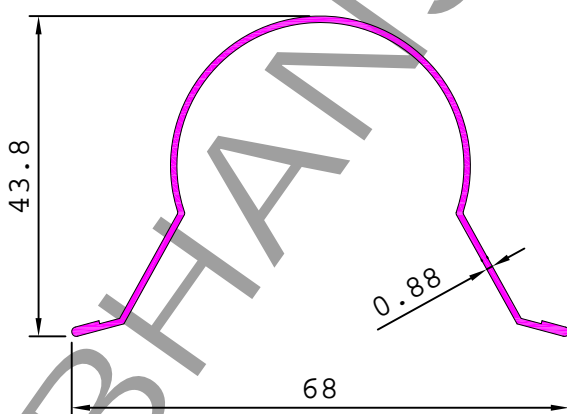


SL. No.	Section No.	A	B	C	D	Weight kg/m
1	23507	23.50	18.50	11.50	0.52	0.063
2	23505	23.50	18.50	11.50	0.65	0.078
3	23510	23.50	18.50	11.50	0.71	0.085
4	23508	25.00	11.50	14.00	0.71	0.085
5	23506	25.40	12.00	12.70	1.06	0.124
6	23501	25.40	12.70	11.43	1.40	0.157
7	23502	25.40	19.05	12.70	0.75	0.098
8	23503	25.40	19.05	12.70	1.68	0.210
9	23509	25.50	12.90	13.60	1.45	0.173

POULTRY CHANNELS

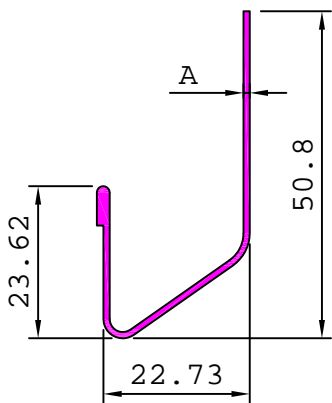
23202 0.303 kg/m

23204 0.714 kg/m



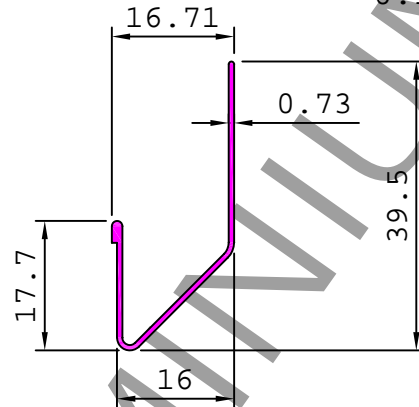
MOULDING & TRANSPORT

WATER CHANNELS SPECIAL



23155

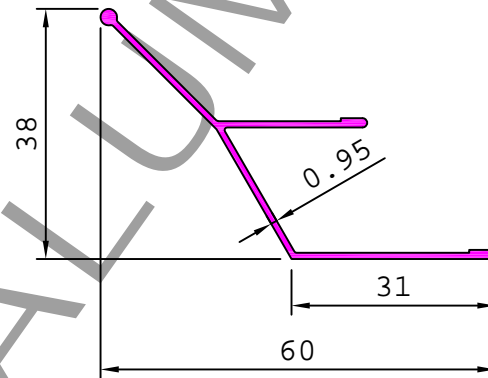
0.130 kg/m



SL. No.	Section No.	A	Weight kg/m
1	23160	0.76	0.191
2	23153	0.97	0.238
3	23152	1.42	0.350

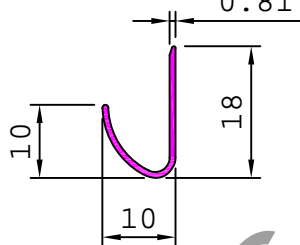
23156

0.273 kg/m



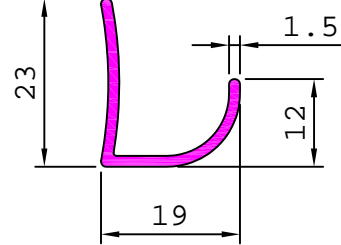
23158

0.068 kg/m



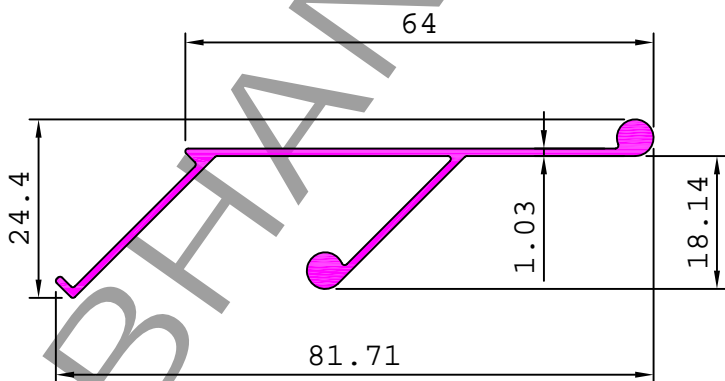
23159

0.189 kg/m



23161

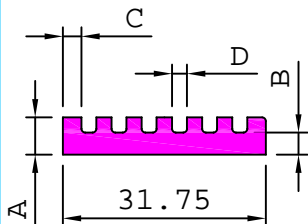
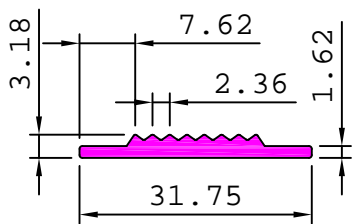
0.423 kg/m



MOULDING & TRANSPORT

FLUTED STRIPS & FLUTED ANGLES - TRIANGULAR

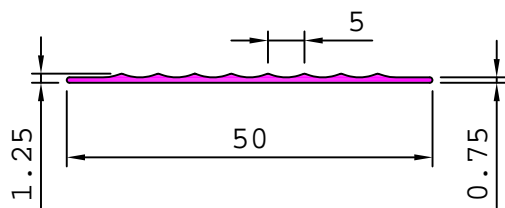
23301 0.197 kg/m



SL. No.	Section No.	A	B	C	D	Weight kg/m
1	23309	2.00	1.00	2.51	2.43	0.132
2	23303	2.35	1.20	2.45	2.44	0.156
3	23304	4.16	2.08	2.45	2.44	0.275

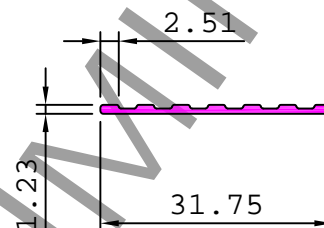
23306

0.119 kg/m



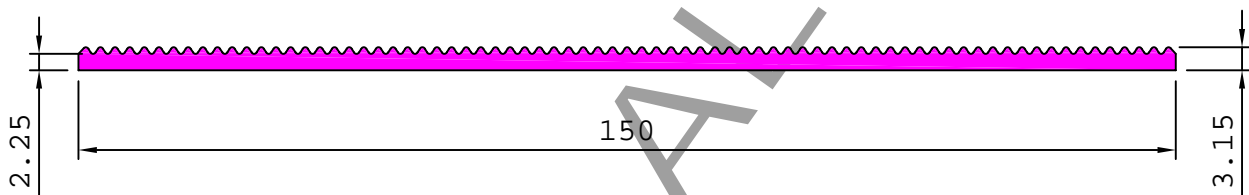
23313

0.085 kg/m



23311

1.090 kg/m

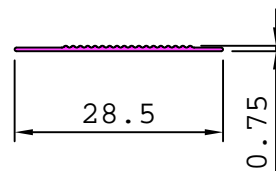
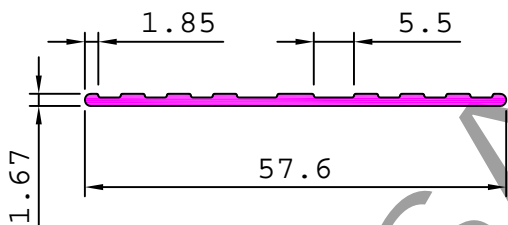


23312

0.219 kg/m

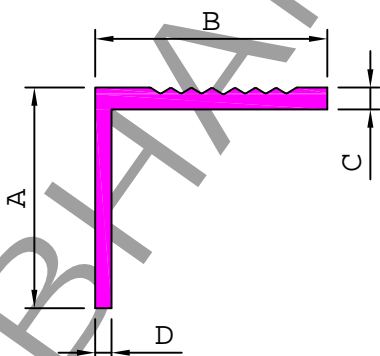
23314

0.044 kg/m



FLUTED ANGLES - TRIANGULAR

FLUTED ANGLES



SL. No.	Section No.	A	B	C	D	Weight kg/m
1	23410	9.00	15.00	0.85	0.55	0.042
2	23415	10.60	10.60	0.50	0.35	0.022
3	23408	10.60	10.60	0.63	0.43	0.027
4	23401	12.20	12.20	0.85	0.50	0.040
5	23414	14.00	14.00	0.31	0.50	0.027
6	23409	14.50	14.50	0.58	0.45	0.036
7	23416	17.00	17.00	0.58	0.35	0.038
8	23411	17.00	17.00	0.76	0.46	0.049
9	23417	19.05	19.05	0.65	0.42	0.049
10	23402	19.05	19.05	0.90	0.55	0.067
11	23413	20.00	20.00	0.85	0.55	0.068
12	23418	22.22	22.22	0.70	0.52	0.067
13	23403	22.22	22.22	1.00	0.66	0.090
14	23404	25.40	25.40	1.15	0.80	0.121